

# Key stage 1

## Phonics Screening Practice

Set 1

blurst



zoo

chom



cloud


# Guidance

This document will help your child practise for the statutory phonics screening test.


It contains a mixture of real words and pseudo-words (nonsense words), just like the real test they will take in school.

All pseudo-words are accompanied by a picture of an imaginary creature. This provides context for the child (naming the type of imaginary creature) to ensure that they are not trying to match the pseudo-word to a word in their vocabulary.


steck




hild



quemp



geck




**ZOO**

*sight*

*cloud*

*whip*


ulf




chom



tord



thazz






*oyster*

*burger*


*text*

*handshake*


blan




tox



bim



vap



shelf


drawing

coin


photo



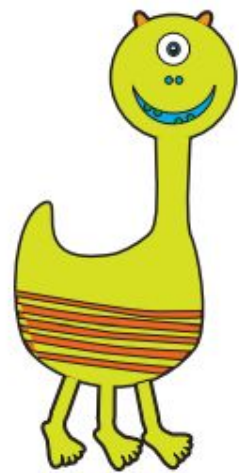
spron



blurst



voo



snemp



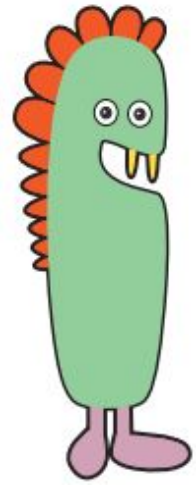
*skate*

*flute*


*straw*

*first*


fape




jound



stroft



terg



graph

script

glass

haircut



*Mr P's Resources*