



Phonics Screening Workshop 2025

Welcome!



Reading Changes Everything

“Teach a child to read and keep that child reading and we will change everything... and I mean everything.”

Jeanette Winterson

Some statistics

In 2018, research found that nearly 90% of children who passed the phonics check taken in Year 1 reached or exceeded the expected standard in reading in Year 6.

Accurate word-reading at age 6 is a good predictor of future reading success.

What is the Phonics Screening Check?

- A word-reading check taken during the week commencing 9th June 2025.
- Children read 40 words – 20 real words and 20 non-real words, either by sight or using RWI strategies.
- The check takes no more than 10 minutes and is done on a 1:1 basis.
- The pass mark is usually 32 words read correctly.
- If they do not manage to read 32 of the words, they are given additional support and repeat the check at the end of Year 2.
- The aim is that all children will be able to read accurately before they begin Year 3.

All children are individuals, and all develop at different rates. The screening check ensures that teachers understand which children need extra help with phonic decoding.
They have not failed!

Green Words and Non-real/Nonsense (Alien) Words

Green Words

- Words that can be read through decoding and blending.
- Children are taught to 'spot the special friend', 'Fred talk' and then 'read'.
- **These are real words that have meaning.**
- Examples of green words:

ch-o-p g-r-ee-n s-p-oi-l


c-o-b-w-e-b i-n-c-l-u-d-e

Non-real Words

- Words that can be read through decoding and blending.
- Children are taught to 'spot the special friend', 'Fred talk' and then 'read'.
- **These are not real words and have no meaning.**
- Examples of nonsense words:

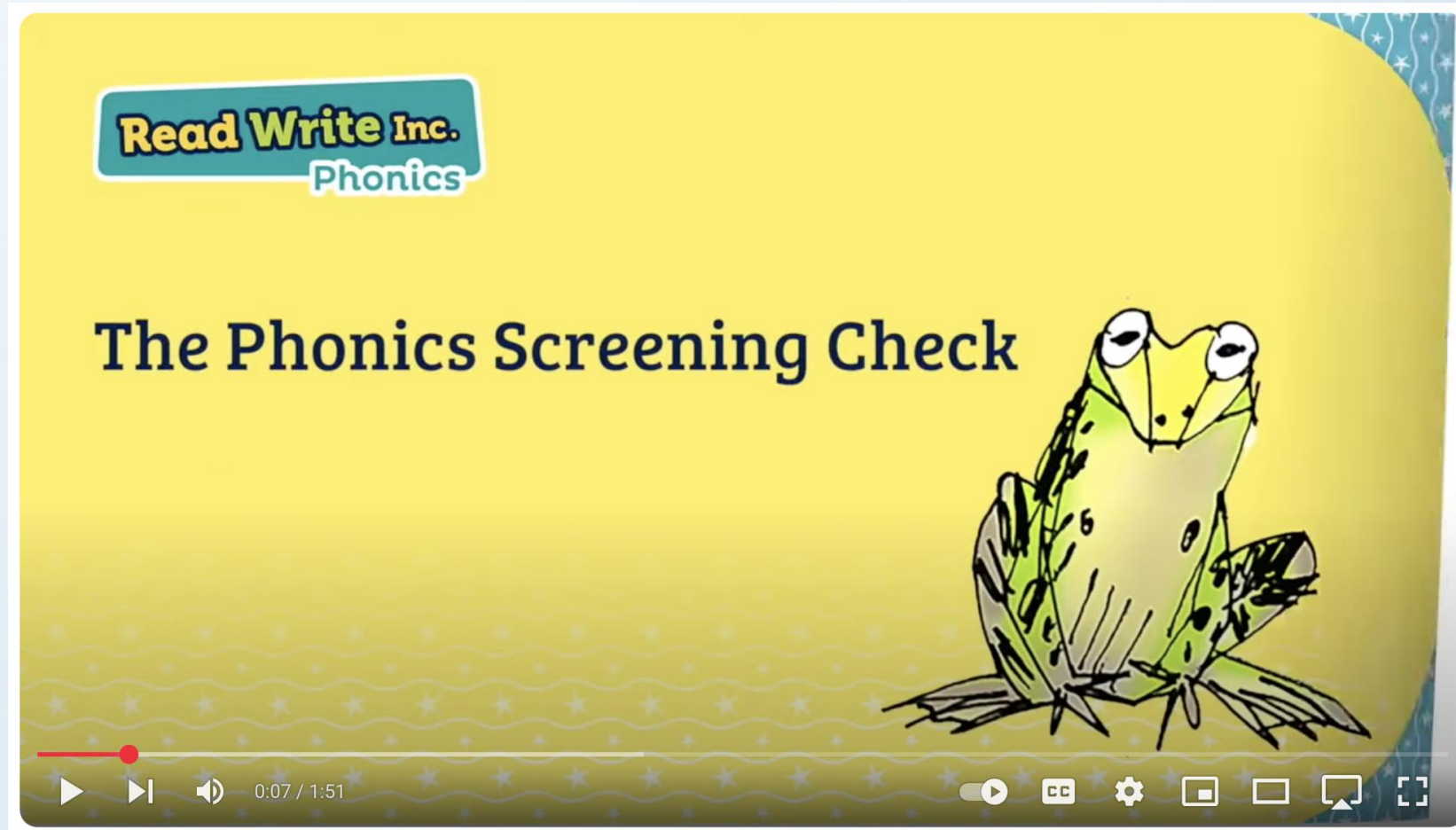
j-o-ch r-ee-nk l-i-p-e

b-r-ai-n-t s-r-i-nk-er



Let's Reflect! Video time

<https://www.youtube.com/watch?v=4XtDTwfjXM4>



How are the results used?


- Results from the check will be used by schools to analyse their own performance and for Ofsted to use in inspections.
- Teachers will gain a clearer understanding of who needs support with decoding/blending.
- Parents will have an understanding of whether their child is on track with their reading skills (results will be shared with parents in end of year reports).
- Passing the Check does not automatically mean they finish the RWI scheme. If we feel they need some more time to embed their RWI skills and reading speed, children will be kept on the scheme.



Typical progress

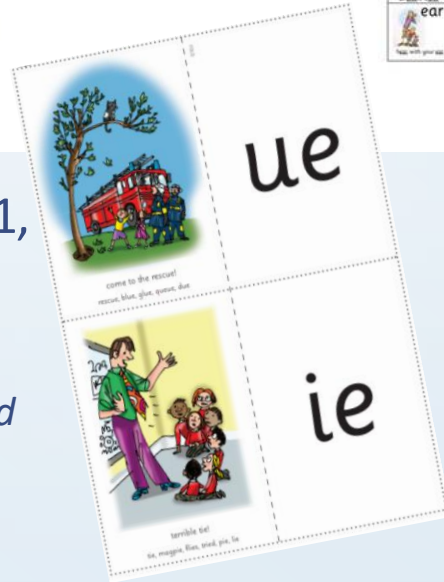
	Foundation		Year 1	Year 2
Start of the year	A/B		Purple	Blue
October ½ term	B		Purple	Blue
End of autumn term	C		Pink	Grey
February ½ term	Ditty		★ Orange	Grey
End of spring term	Red		Yellow	Comprehension "off programme"
May ½ term	Green		Yellow	Comprehension "off programme"
End of academic year	Green	Purple	Blue	Comprehension/Lit & Lang

What Can You Do To Help?



Listen to your child read everyday. This can be a book of their choice, but the more they read, the more exposure they are gaining!

Regularly practice set 1, 2, 3 and the additional sounds, in a different order each time. *Remind your child to say the pure sounds...*



When a support booklet comes home, encourage your child to read the words (this can be done in any order!).


Encourage your child to read their Read Write Inc books with confidence and pace.

When reading any words/books, encourage your child to use 'Special Friends', 'Fred Talk', read the word' to read.


So, what do they look like?

We will have a look at an example of parts of a typical phonics screening check.


nop




yim



zeg



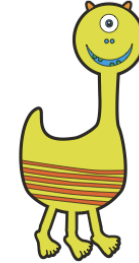
ild




brop




sleen



sint



doilt



shin

fang

sort

chill


fled

speck


ramp

corns


blenk




froast



scrup



sprace



plank

shrimp

split

stripe

relay

ending

dolphin

crackers

The sounds chart

Read Write Inc. Spelling – Sounds Chart

Consonant sounds

b	c	ch	d	f	g	h	j	l	m	n	ng
bb	k	tch	dd	ff	gg		g	ll	mm	nn	nk
	ck			ph	gu		ge	le	mb	kn	
	ch				gue		dge			gn	
	que										

p	qu	r	s	sh	t	th	v	w	x	y	z
pp		rr	ss	si	tt		ve	wh			zz
		wr	se	ti							s
			c	ci							se
			ce	ch							
			sc								

Vowel sounds

a	e	i	o	u	ay	ee	igh	ow	oo
	ea	y	a	o	a-e	e-e	i-e	o-e	u-e
				ou	ai	ea	y	oa	ew
					eigh	e	ie	o	ue
					a	y	i	oe	oe
					ei	ey			ou
					ey	ei			
					aigh	ie			

oo	ar	or	air	ir	ou	oy	ire	ear	ure
	a	ore	are	ur	ow	oi		eer	
		oor	ear	er					
		aw		or					
		au							
		a							
		ar							

Questions?



All information on our website



Ashbrook School

Where Every Child Belongs:
Celebrating Diversity, Creating Unity



CLICK HERE TO EMAIL US
01908 561 366



[Home](#) [About Us](#) [Curriculum](#) [Safeguarding](#) [Parent Hub](#) [Year Groups](#) [News & Events](#) [Contact Us](#)



Curriculum Overview

Reading

Writing

Maths

Science

Foundation subjects

Educational Visits

Reading

 RWI Parent Presentation and Demo Morning - October 2024

At Ashbrook School, it is our intent to ensure that, by the end of Key Stage 1, all pupils are able to read with fluency, confidence and enjoyment. We have fidelity to the 'Read, Write, Inc' programme to support the systematic, synthetic teaching of phonics. Children begin the programme at the start of Reception and continue across Key Stage 1.

“ Our teachers help with our reading. When you do lots of reading you get stars and then you can get certificates - bronze, silver and even more.